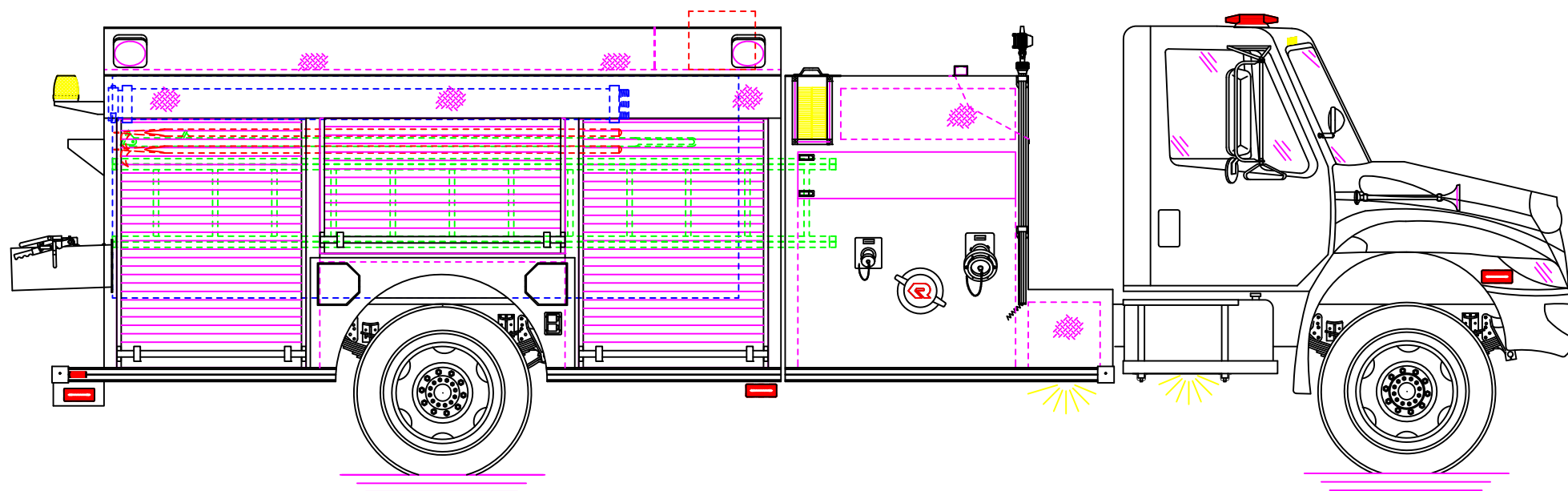
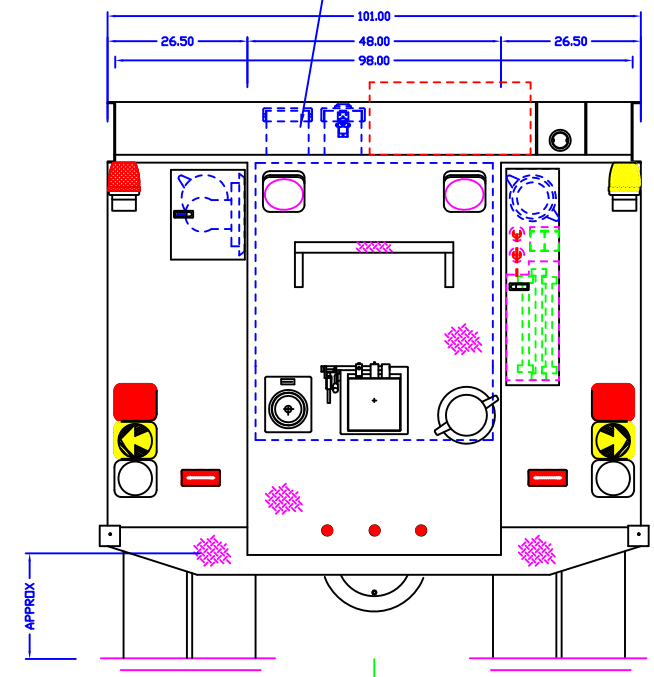
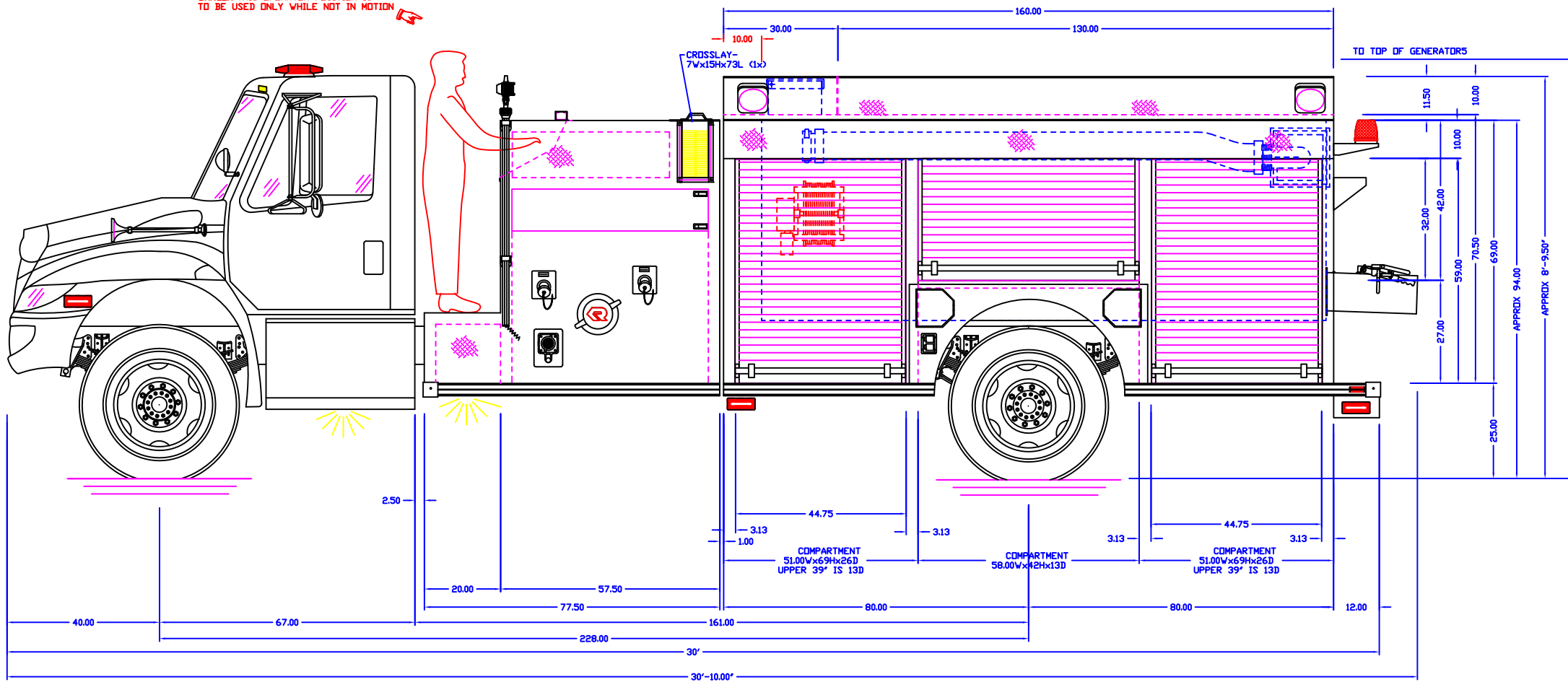


APPROVED BY:

DANGER THIS OPERATOR POSITION IS TO BE USED ONLY WHILE NOT IN MOTION

NOTE: UNLOADED HEIGHTS MAY BE 4" ABOVE HEIGHTS SHOWN

HOSEBED- 98Wx160Lx10H
72 CU FT CAP
55 CU FT MINIMUM CAP
LOAD- UNKNOWN NFPA



NOTE: TANK CAP- 1250 GAL POLYPROPYLENE
30 GAL CAP FDM CELL IN MAIN TANK (2x)
PUMP CAP- 1250 GPM DARLEY
DIMENSIONS SHOWN ARE APPROXIMATE AND ARE SUBJECT TO MINOR DEVIATIONS DURING CONSTRUCTION
NOT ALL ITEMS IN SPECS ARE SHOWN ON THIS PRINT
COMPARTMENT INTERIORS SPATTER PAINTED
TOP AND SIDE PUMP PANELS BRUSHED STAINLESS
NFPA UPPER LIGHT PACKAGE- CODE 3
NFPA LOWER LIGHT PACKAGE- CODE 3
REAR INTERMEDIATE STEP TO BE BOLT ON
ROLL UP DOOR EFFECTIVE OPENING- 3" NARROWER AND 5" SHORTER THAN ACTUAL OPENING IN BODY

NONE	MAXIMUM HEIGHT	DATE 09-11-07	DATE
NONE	MAXIMUM LENGTH		REVISED
101"	BODY WIDTH	CENTURION	



HUDSON TWP. FD, WI