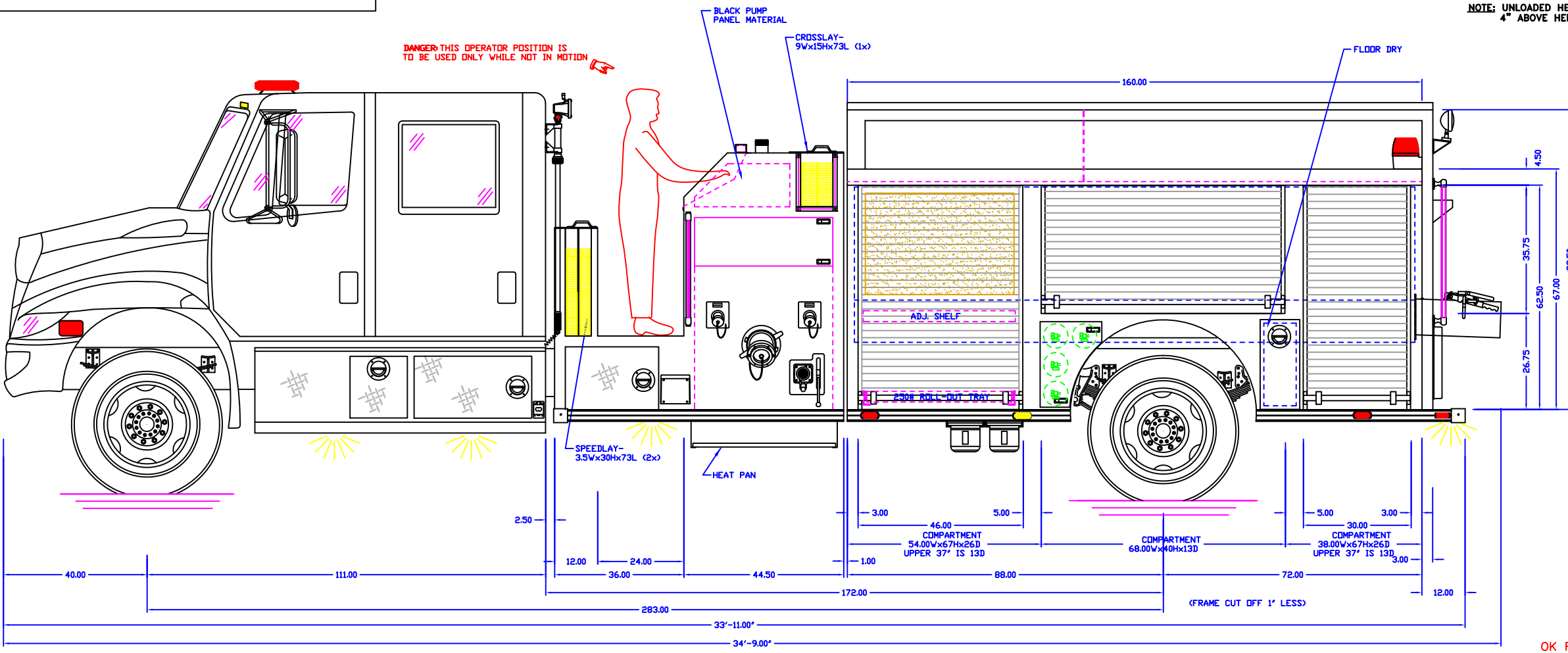
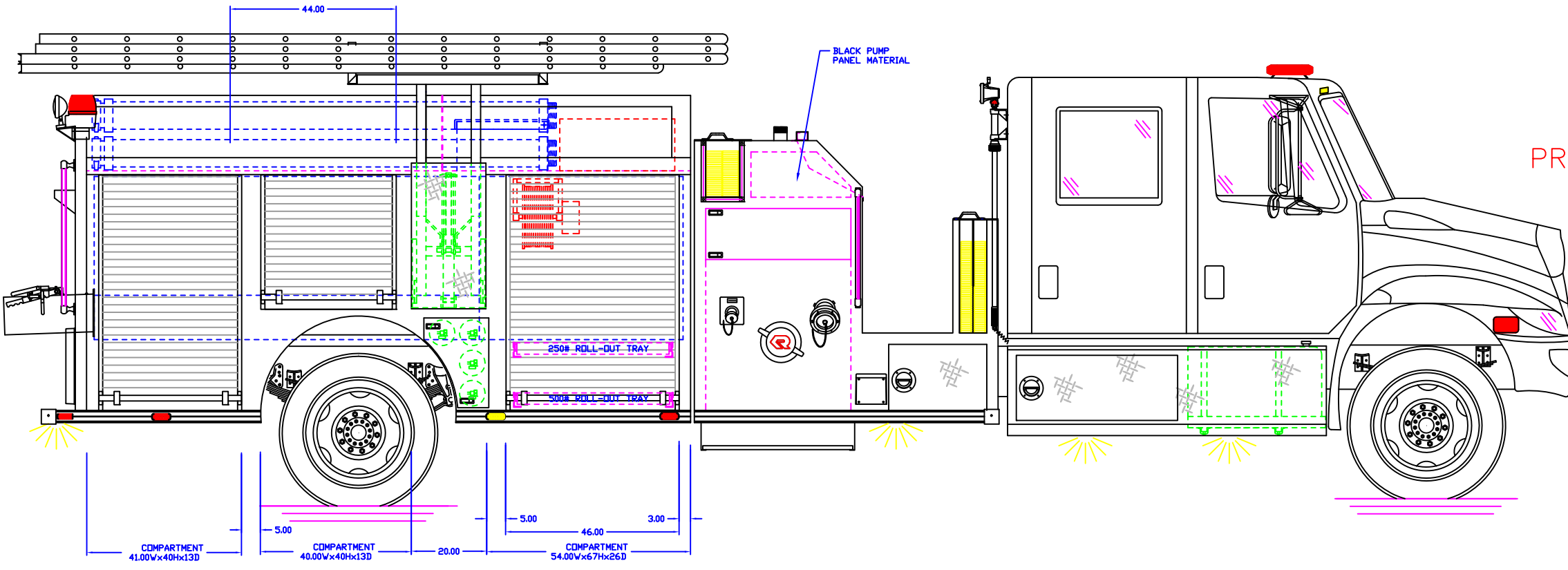
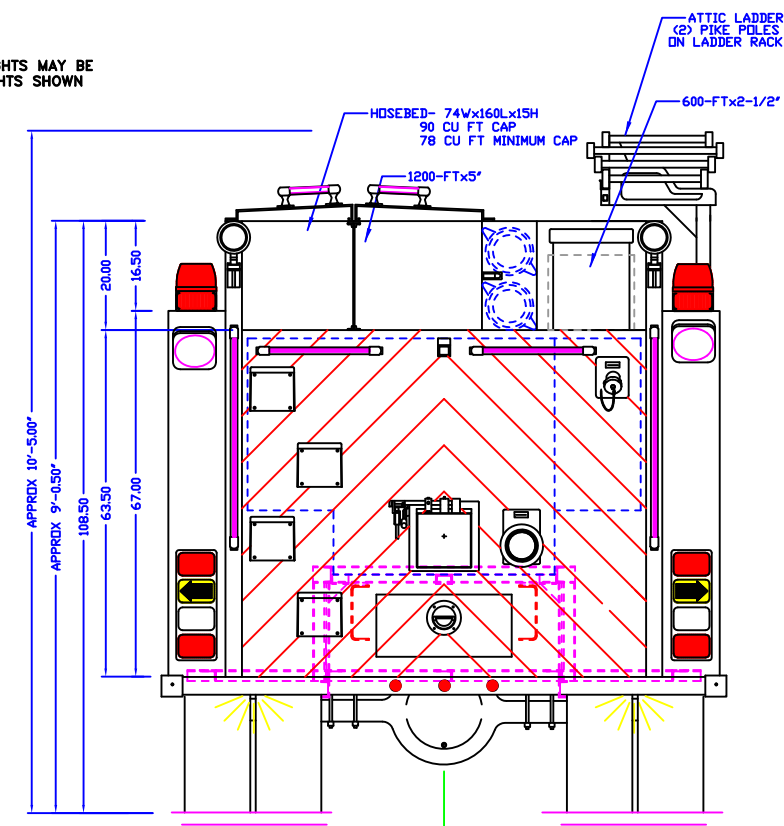


APPROVED BY:



NOTE: UNLOADED HEIGHTS MAY BE 4" ABOVE HEIGHTS SHOWN



OK FOR PRODUCTION
 INITIALS: JW
 JOB NUMBER: 14749
 DATE: 1-27-09

MAIN FILE: _____
 DEPT: _____
 DEALER: _____

PRODUCTION APPROVED

- NOTE: TANK CAP- 1500 GAL POLYPROPYLENE
- PUMP CAP- 1500 GPM HALE
- DIMENSIONS SHOWN ARE APPROXIMATE AND ARE SUBJECT TO MINOR DEVIATIONS DURING CONSTRUCTION
- NOT ALL ITEMS IN SPECS ARE SHOWN ON THIS PRINT
- SPOT LIGHT- 2 ON REAR
- COMPARTMENT INTERIORS SPRAY LINED
- TOP & SIDE PUMP PANELS BLACK THERMOPLASTIC
- NFPA UPPER LIGHT PACKAGE- WHELEN
- NFPA LOWER LIGHT PACKAGE- WHELEN
- ROLL UP DOOR EFFECTIVE OPENING- 3" NARROWER AND 5" SHORTER THAN ACTUAL OPENING IN BODY

NOTE: 3/16" ALUMINUM CONSTRUCTION

10'9"	MAXIMUM HEIGHT	DATE: 11-17-08	BY: MMA	REVISED: 01-06-09
36'	MAXIMUM LENGTH	DATE: 12-10-08	BY: MMA	REVISED: 01-26-09
101"	BODY WIDTH	CENTRAL		



THOMAS TWP. FIRE DEPT.