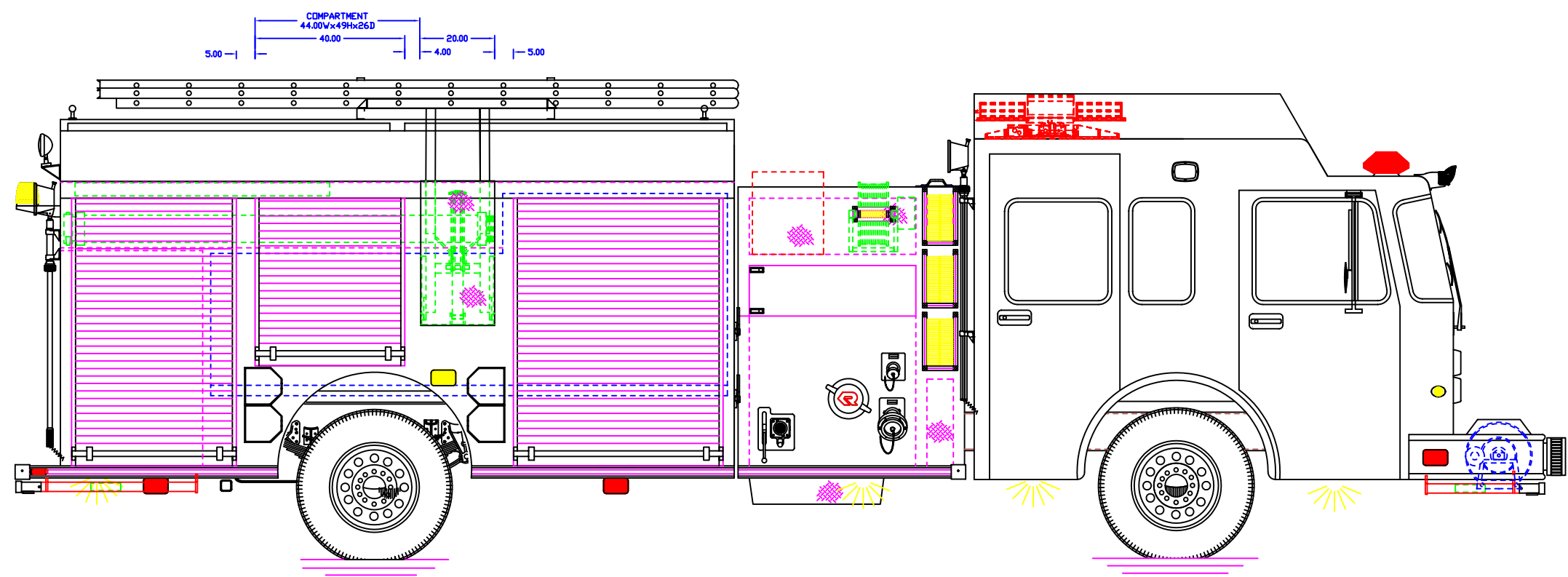
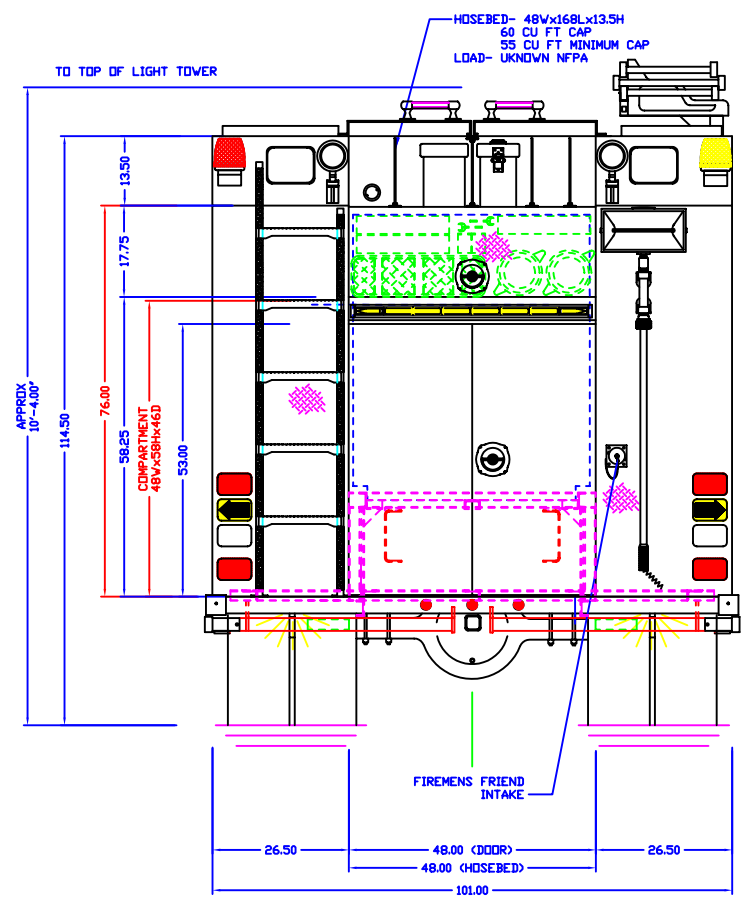
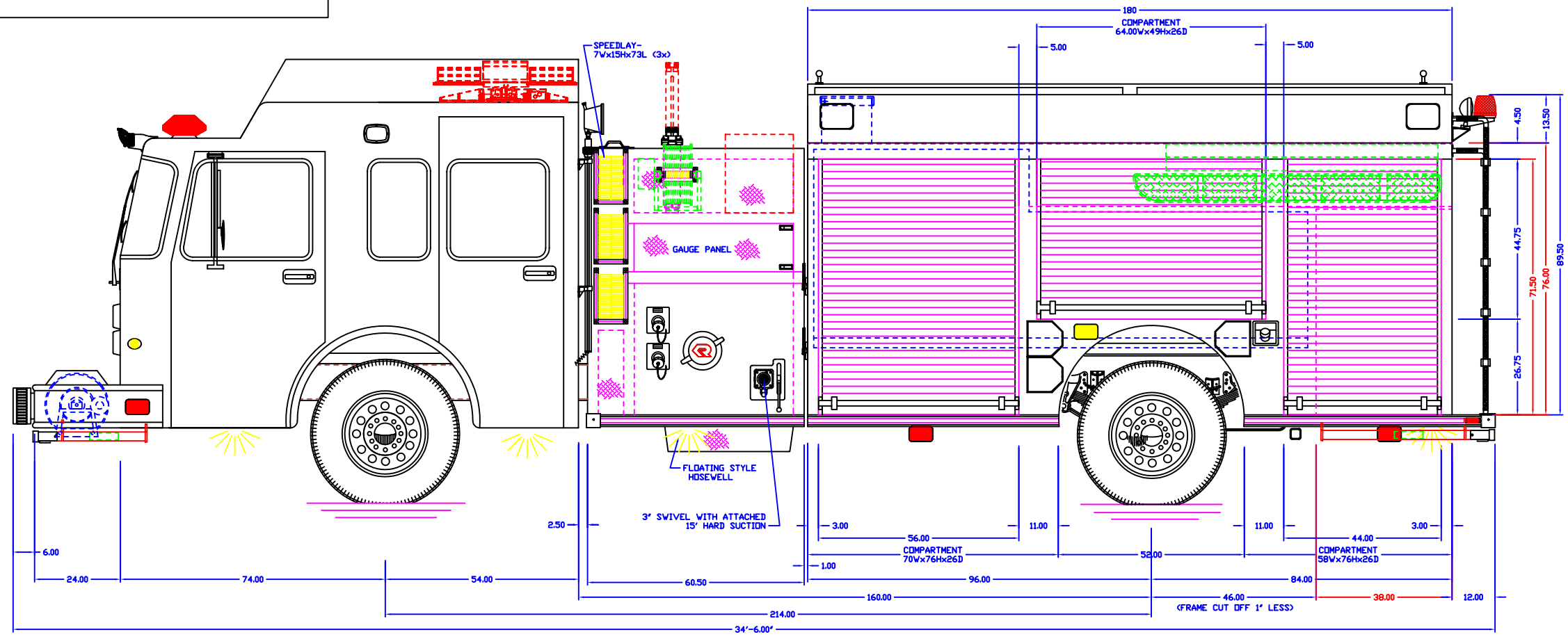


APPROVED BY:

NOTE: UNLOADED HEIGHTS MAY BE 4" ABOVE HEIGHTS SHOWN



- NOTE:
- TANK CAP- 1000 GAL POLYPROPYLENE
 - 20 GAL CAP FOAM CELL IN MAIN TANK (1x)
 - PUMP CAP- 1500 GPM WATEROUS
 - DIMENSIONS SHOWN ARE APPROXIMATE AND ARE SUBJECT TO MINOR DEVIATIONS DURING CONSTRUCTION
 - NOT ALL ITEMS IN SPECS ARE SHOWN ON THIS PRINT
 - SPOT LIGHT- 2 DN REAR
 - COMPARTMENT INTERIORS NATURAL FINISH
 - SIDE PUMP PANELS BLACK THERMOPLASTIC
 - TELE LIGHT- 1000 WATT QUARTZ- 1 PER SIDE AT PUMP COMPARTMENT
 - NFPA UPPER LIGHT PACKAGE-CODE 3
 - NFPA LOWER LIGHT PACKAGE- VHELEN
 - GENERATOR- SMART POWER
 - ROLL UP DOOR EFFECTIVE OPENING- 3" NARROWER AND 5" SHORTER THAN ACTUAL OPENING IN BODY

NOTE: 3/16" ALUMINUM CONSTRUCTION

NONE	MAXIMUM HEIGHT	BPTH BVZ DATE: 8/23/06	BPTH VLM REVISED: 09-21-06	BPTH VLM REVISED: 11-20-06
NONE	MAXIMUM LENGTH	BPTH VLM REVISED: 8/23/06	BPTH VLM REVISED: 8/23/06	BPTH VLM REVISED: 8/23/06
101"	BODY WIDTH	CENTRAL		



ROSENBAUER

BIG RAPIDS, MI

0 12" 24" SCALE: REF. ONLY

big rapids, mi